

MEN'S MEASUREMENT FORM

Wicara Enterprises

www.wicara.com

E-MAIL : will@wicara.com

CUSTOMER'S NAME _____

ADDRESS _____

ALL MEASUREMENTS TO BE WRITTEN IN INCHES IN THE BOX BELOW EACH FIGURE

When measuring stand comfortably make measurements firm but not tight, print this form, fill it out and use it as a guide to enter the values into the website when ordering.



Chest

Measure around body well up under arm holes.

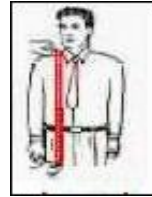
SIZE :



Stomach

Measure around stomach line.

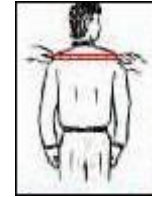
SIZE :



Length

Measure from lower collar seam to length desired.

SIZE :



Full Shoulder

Measure back at end of shoulders.

SIZE :



Sleeves

Measure sleeves from shoulder seem to length desired

SIZE :



Neck

Measure around the Neck.

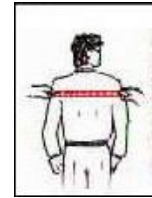
SIZE :



Front

Measure from one armhole to other arm hole in front

SIZE :



Back

Measure from one armpit to other arm pit at Back.

SIZE :



Waist

Measure around waist Line.

SIZE :



Hips

Measure around hips at widest point of seat but not tight.

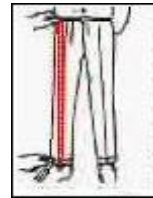
SIZE :



Crotch

Measure from center front waist under legs to center back waist.

SIZE :



Length

Measure from top of waist band to bottom of cuff.


SIZE :



Thigh

Measure width around the thigh as shown.

SIZE :



Cuff

Measure width around cuff as shown.

SIZE :